




# Toolings


ANNEX


**ORII&MEC** V M-26 #0806


Name	Wire diameter	Part No.	Notes
Feed roll  	1.0	Y66X370-100	
	1.1	Y66X370-110	
	1.2	Y66X370-120	
	1.3	Y66X370-130	
	1.4	Y66X370-140	
	1.5	Y66X370-150	
	1.6	Y66X370-160	
	1.7	Y66X370-170	Made-to-order
	1.8	Y66X370-180	
	1.9	Y66X370-190	Made-to-order
	2.0	Y66X370-200	
	2.2	Y66X370-220	Made-to-order
	2.3	Y66X370-230	
	2.5	Y66X370-250	Made-to-order
2.6	Y66X370-260		


Name	Wire diameter	Part No.	Notes
Wire guide Flat  	1.0   1.9	Y66X371-1F	
	2.0   2.6	Y66X371-2F	


Name	Wire diameter	Part No.	Notes
Wire guide 	1.0	Y66X372-100	
	1.1	Y66X372-110	
	1.2	Y66X372-120	
	1.3	Y66X372-130	
	1.4	Y66X372-140	
	1.5	Y66X372-150	
	1.6	Y66X372-160	
	1.7	Y66X372-170	Made-to-order
	1.8	Y66X372-180	
	1.9	Y66X372-190	Made-to-order
	2.0	Y66X372-200	
	2.2	Y66X372-220	Made-to-order
	2.3	Y66X372-230	
	2.5	Y66X372-250	Made-to-order
2.6	Y66X372-260		


Name	Wire diameter	Part No.	Notes
Quill liner 	1.0	Y66X373-100	
	1.1	Y66X373-110	
	1.2	Y66X373-120	
	1.3	Y66X373-130	
	1.4	Y66X373-140	
	1.5	Y66X373-150	
	1.6	Y66X373-160	
	1.7	Y66X373-170	Made-to-order
	1.8	Y66X373-180	
	1.9	Y66X373-190	Made-to-order
	2.0	Y66X373-200	
	2.2	Y66X373-220	Made-to-order
	2.3	Y66X373-230	
	2.5	Y66X373-250	Made-to-order
2.6	Y66X373-260		


Name	Wire diameter	Part No.	Notes
Sub quill  	1.0	Y66X374-100	
	1.1	Y66X374-110	
	1.2	Y66X374-120	
	1.3	Y66X374-130	
	1.4	Y66X374-140	
	1.5	Y66X374-150	
	1.6	Y66X374-160	
	1.7	Y66X374-170	Made-to-order
	1.8	Y66X374-180	
	1.9	Y66X374-190	Made-to-order
	2.0	Y66X374-200	
	2.2	Y66X374-220	Made-to-order
	2.3	Y66X374-230	
	2.5	Y66X374-250	Made-to-order
2.6	Y66X374-260		


Name	Wire diameter	Part No.	Notes
Square shaped quill  	1.0	Y25X751-100	
	1.1	Y25X751-110	
	1.2	Y25X751-120	
	1.3	Y25X751-130	
	1.4	Y25X751-140	
	1.5	Y25X751-150	
	1.6	Y25X751-160	
	1.7	Y25X751-170	Made-to-order
	1.8	Y25X751-180	
	1.9	Y25X751-190	Made-to-order
	2.0	Y25X751-200	
	2.2	Y25X751-220	Made-to-order
	2.3	Y25X751-230	
	2.5	Y25X751-250	Made-to-order
2.6	Y25X751-260		

Name	Wire diameter	Part No.	Notes
Cutting tool 		Y66X375	


Name	Wire diameter	Part No.	Notes
Off cut tool 		Y66X376-000	Blank
	2.0	Y66X376-200	
	2.6	Y66X376-260	

Name	Wire diameter	Part No.	Notes
Body tool 0° 	1.0	Y66X377-100	
	1.1	Y66X377-110	
	1.2	Y66X377-120	
	1.3	Y66X377-130	
	1.4	Y66X377-140	
	1.5	Y66X377-150	
	1.6	Y66X377-160	
	1.7	Y66X377-170	Made-to-order
	1.8	Y66X377-180	
	1.9	Y66X377-190	Made-to-order
	2.0	Y66X377-200	
	2.2	Y66X377-220	Made-to-order
	2.3	Y66X377-230	
	2.5	Y66X377-250	Made-to-order
2.6	Y66X377-260		


Name	Wire diameter	Part No.	Notes
Auxiliary point 		Y66X378	


Name	Wire diameter	Part No.	Notes
Pitch tool 		Y66X379	


Name	Wire diameter	Part No.	Notes
Auxiliary guide A (for bending)	1.0	Y66X382-100	
	1.1	Y66X382-110	
	1.2	Y66X382-120	
	1.3	Y66X382-130	
	1.4	Y66X382-140	
	1.5	Y66X382-150	
	1.6	Y66X382-160	
	1.7	Y66X382-170	Made-to-order
	1.8	Y66X382-180	
	1.9	Y66X382-190	Made-to-order
	2.0	Y66X382-200	
	2.2	Y66X382-220	Made-to-order
	2.3	Y66X382-230	
	2.5	Y66X382-250	Made-to-order
2.6	Y66X382-260		










Name	Wire diameter	Part No.	Notes
Auxiliary guide B (for bending)	1.0	66X383-100	
	1.1	66X383-110	
	1.2	66X383-120	
	1.3	66X383-130	
	1.4	66X383-140	
	1.5	66X383-150	
	1.6	66X383-160	
	1.7	66X383-170	Made-to-order
	1.8	66X383-180	
	1.9	66X383-190	Made-to-order
	2.0	66X383-200	
	2.2	66X383-220	Made-to-order
	2.3	66X383-230	
	2.5	66X383-250	Made-to-order
2.6	66X383-260		



Name	Wire diameter	Part No.	Notes
Bending tool 		Y66X380	

Name	Wire diameter	Part No.	Notes
Auxiliary quill (for bending) 	1.0	Y66X381-100	
	1.1	Y66X381-110	
	1.2	Y66X381-120	
	1.3	Y66X381-130	
	1.4	Y66X381-140	
	1.5	Y66X381-150	
	1.6	Y66X381-160	
	1.7	Y66X381-170	Made-to-order
	1.8	Y66X381-180	
	1.9	Y66X381-190	Made-to-order
	2.0	Y66X381-200	
	2.2	Y66X381-220	Made-to-order
	2.3	Y66X381-230	
	2.5	Y66X381-250	Made-to-order
2.6	Y66X381-260		

Name	Wire diameter	Part No.	Notes
Outer holder A 		Y66X384	
Name	Wire diameter	Part No.	Notes
Inner tool A 		Y66X385	
Name	Wire diameter	Part No.	Notes
L bending inner tool 	0.8	Y66X386-0810	
	0.9		
	1.0		
	1.1	Y66X386-1113	
	1.2		
	1.3		
	1.4	Y66X386-1416	
	1.5		
	1.6		
	1.7	Y66X386-1719	
	1.8		
	1.9		
	2.0	Y66X386-2026	
	2.2		
	2.3		
2.5			
2.6			
Name	Wire diameter	Part No.	Notes
4-pin inner tool 		Y66X387	

Name	Wire diameter	Part No.	Notes
Pawl tool 		Y66X388	
Name	Wire diameter	Part No.	Notes
Outer holder B 		Y66X389	To fix the inner
Name	Wire diameter	Part No.	Notes
Inner tool B 		Y66X390	To fix the inner